


TA01A -Teach About Matter and Atoms

Use with BrishLab PS01B
Done By: Coach Brishcar

1- How did Democritus describe atoms?

Page 1
Para 1

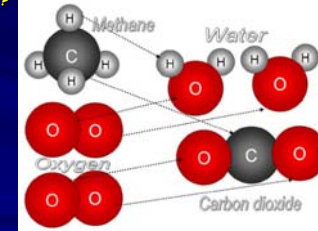


Atoms are tiny, indivisible, solid objects.

[Image link](#)

2- What did Dalton say about combinations of atoms making something new?

Page 1
Para 2




Atoms always have the same ratio of atoms.

[Image link](#)

3- What did Dalton say about destroying atoms or creating new ones in a compound?

Page 1
Para 3



Atoms are not created nor destroyed.

[Image link](#)

4- How are atoms similar and different in elements?

Page 1
Para 3

Periodic Table of the Elements

All atoms of one element are the same.
Different elements are different.

[Image link](#)

5- Make a statement about the ratio of atoms in water, H₂O.

Page 1
Para 3

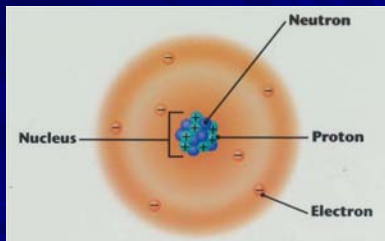


There are always two hydrogen and one oxygen atoms in a molecule of water,

[Image link](#)

6- Name the three parts of an atom and where they can be found.

Page 2
Para 7

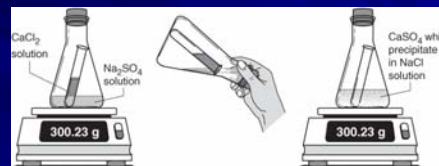


Protons and Neutrons are in the center nucleus and Electrons orbit.

[Image link](#)

7- How does the product compare to the original elements after a compound is made?

Page 2
Para 6

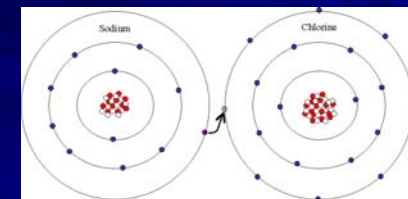


While the mass is the same, a new product is created.

[Image link](#)

8- How are the chemical bonds of atoms in a compound and electrons connected?

Page 2
Para 8

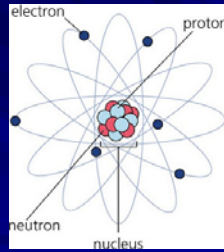


Shared electrons form chemical bonds between atoms.

[Image link](#)

9- Describe the nucleus of an atom.

Page 2
Para 10

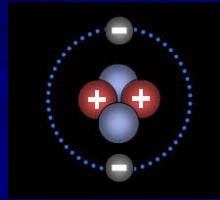


The nucleus is a place where
Protons and Neutrons can be found.

[Image link](#)

10- If protons have a positive charge,
how can they be next to each other in
the nucleus and not be repelled?

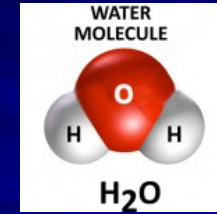
Page 2
Para 11



Strong nuclear forces are bigger than repelling forces.

[Image link](#)

Draw, label and color a model of the compound
water.



[Image link](#)