




Don't worry, the worksheet is attached.

- There are two sheets attached. One is the worksheet you were looking for and the other is the Video Guide Help to leave in the VHS or DVD case for a fellow teacher.

**PRINT THIS NOTICE
and put it in the
DVD or VHS case.**



- Please print out both sheets and place the Video Guide Help sheet in the VHS or DVD case.

**PRINT THE WORKSHEET
from the website every
time for the latest copy.**



- The Video Guides are constantly being updated and revised. Please simply go to the StarMaterials.com website and download a fresh copy of the free worksheet as you need it.
- Keep checking the website for the latest teacher created and teacher tested tools for your classroom.



BNHELP

Video Guide Help

There is a video guide for this video that will help students with the materials.

Free Video Guide

The worksheet contains the following questions:

- While watching, complete this video guide.
- Three things I knew that were confirmed in the video:
 - A. _____
 - B. _____
 - C. _____
- Three things I didn't know but I now know because I watched the video:
 - A. _____
 - B. _____
 - C. _____
- _____ were invented to move and store information.
- Computers use _____ facilities to store information.
- The switches in computer can only count to _____.
- Computers count with _____ bits.
- The _____ accesses the World Wide Web (www).
- _____ tells the computer which switches to use.
- Hardware needs _____ / _____ to work.
- The information on a computer disk (CD) is stored in _____ / _____.
- Computers _____ information from one form to another.
- RAM stores the computer's _____.
- A computer screen has (s) _____ on it.
- ADP _____ use lots of computers working together.
- A robot gives off _____ to see where it's going.
- The first computer to do math and _____ were invented.
- A computer is (s) _____ that connects and stores information.

- There are always 15 questions, either fill in the blank, circle the correct or true/false so that students can keep up with the video.
- Students can read and fill them out before viewing and then correct the information while watching the video.
- There is a section for three things students knew that were confirmed in the video (claiming prior knowledge) and three things they know now after watching the video (learned).
- Next to the question numbers triangles (Δ) can be filled to indicate which questions are to be answered. This accommodation may limit the requirements for special needs students.
- Every guide has the same "Look and Feel"

Go there now - www.StarMaterials.com



StarMaterials.com now has many video guides for other videos.

The seven page enhanced "Word Bank" version for this video includes:

Each Episode Set includes:

- 1- **Answer Key** question times are listed; also has grading guide.
- 2- **Student Worksheet** with a "Word Bank". (For special needs).
- 3- **Student Worksheet** with no "Word Bank". (Copy attached below)
- 4- **Individual Quiz** - with a "Word Bank". (For special needs).
- 5- **Individual Quiz** - with no "Word Bank".
- 6- **Reusable Quiz** - with a "Word Bank". (For special needs).
- 7- **Reusable Quiz** - with no "Word Bank".



Please leave this page in the DVD/VCR case so that you won't forget!

Room ____ Block ____ ID# _____

Name _____

Teacher _____

Date: ____ / ____ / ____

Period ____

EN06

Sports



While watching, complete this video guide.

Three things I knew that were confirmed in the video:

A- _____

B- _____

C- _____

Three things I didn't know but I now know because I watched the video.

A- _____

B- _____

C- _____


- ___ Δ 1. Coaches, trainers, and athletes use the principles of _____ to develop winning formulas.
- ___ Δ 2. There's a lot of (physics / guesswork) involved in all techniques of various sports movements.
- ___ Δ 3. As ice skaters bring their arms in, their angular (momentum / velocity) gets more concentrated and their spin speeds up.
- ___ Δ 4. Sports involve motion - mass and the transfer of _____.
- ___ Δ 5. _____ is the oldest sport in history.
- ___ Δ 6. A swimmer is always working against _____, which is anything that slows him down.
- ___ Δ 7. A swimmer flattens out to (increase / decrease) the area of his body pushing against water.
- ___ Δ 8. The world record for the 100 meter sprint has (improved / worsened) by about 20% in less than a hundred years.
- ___ Δ 9. During prehabilitation, athletes condition their bodies to resist _____.
- ___ Δ 10. Sports isn't just about power, but fast _____ time.
- ___ Δ 11. A weak _____ could be the downfall of an athlete.
- ___ Δ 12. For maximum performance, you have to go beyond physics and into the _____.
- ___ Δ 13. What we call quick reflexes are actually programmed _____ patterns.
- ___ Δ 14. Our _____ send information into the occipital cortex.
- ___ Δ 15. The motor cortex works with the cerebellum to coordinate all our _____ actions.

HELP

How to Use the Guide and Quiz



Word Bank



Select the Version.

The Questions are Identical

Video Guide There are always 15 questions with the same "Look and Feel"- fill in the blank or forced decision so that students can keep up with the video.

- Word Bank for suggested answers.
- Students can fill them out before viewing and then correct the information while watching the video.
- Next to the question numbers there are triangles (Δ) that teachers may fill in indicating which questions are to be answered. This accommodation will limit the requirements for younger or special needs students.

Fill in the Blank



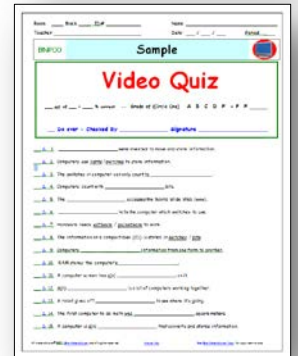
Reusable Quiz Print this on colored paper to reuse each year. Next to the question numbers there are triangles (Δ) that teachers can choose indicating which questions are to be answered.

- Use as many questions as you wish 10, 12, 15.
- Ideal for 'clicker' response systems.
- Every quiz has the same "Look and Feel"
- Free Quiz answer sheet at: <http://www.StarMaterials.com/Documents/>



Individual Quiz Next to the question numbers there are triangles (Δ) that teachers can choose indicating which questions are to be answered.

- When marking, have checkers put a "C" for correct and "X" for wrong in blanks next to the triangles (Δ) then count the "C's" for grade.
- Different classes can take different quizzes.
- Repeat or do-over quizzes can have different questions.
- Every quiz has the same "Look and Feel"
- Have students use ID Numbers only. Have them cross correct before returning the quiz to owner for names.





Answer Key The answer box lists suggested answers.

- Next to the answers are the times the material was presented in the video.
- Correct answer percentages are shown in the included table for a 10, 12, or 15 question quiz.
- Print the answer key on colored paper to find it quickly.
- A handy grading percentage key is provided at the top for easy grading.

Free Quiz Answer Sheet

Science Quizzes	Quiz 1	Quiz 2	Quiz 3	Quiz 4	Quiz 5	Quiz 6	Quiz 7	Quiz 8	Quiz 9	Quiz 10
10 Questions	100%	100%	100%	100%	100%	100%	100%	100%	100%	100%
12 Questions	100%	100%	100%	100%	100%	100%	100%	100%	100%	100%
15 Questions	100%	100%	100%	100%	100%	100%	100%	100%	100%	100%

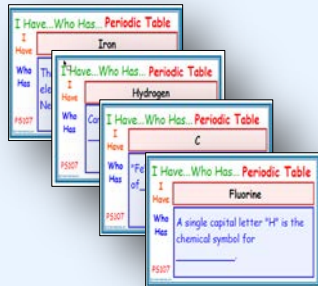


How to print only one page?

Go to www.bit.ly/starprint

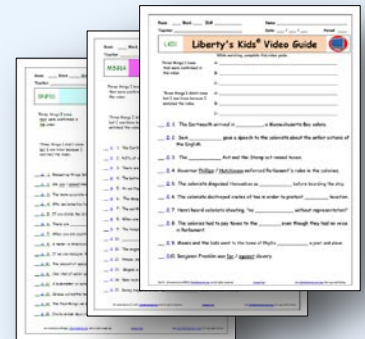

Click on other Helpful Products from StarMaterials

Free I Have, Who Has...



30 Questions and answers on 30 different cards.
Many different content areas taught.

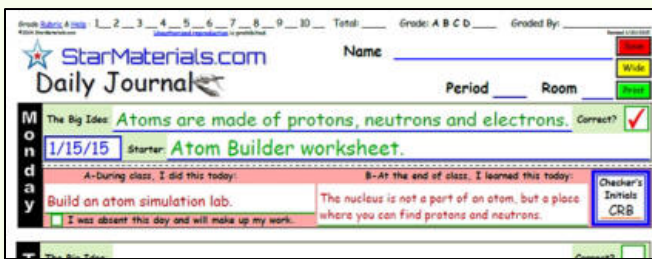
Free Video Reviews



"Bill Nye - The Science Guy", "Magic School Bus",
"The Eyes of Nye", "Liberty's Kids" and more.


Interactive Products from StarMaterials

Free I-Journals*



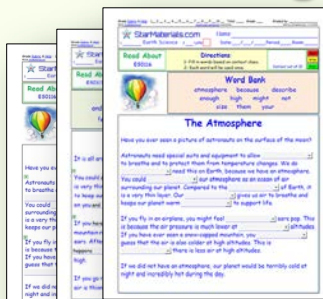

Writing in the Content Area (.pdf)
Interactive journal worksheets.

Free I-Guides*



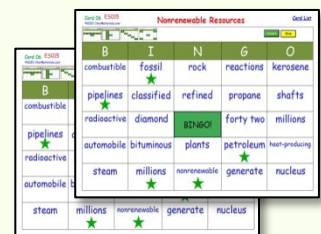
Dictionary Drills (.pdf)
Use Guide Words to place work in question.

Free I-Cloze* Readings



Reading in the Content Area (.pdf)
Interactive worksheets that are self-correcting.


Free I-BINGO* Review



Great concept introduction or review (.pdf)
30 Interactive BINGO Cards.

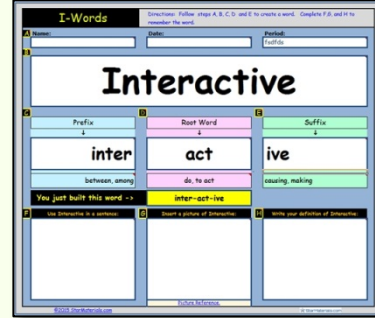
*Interactive lessons for printout on Paper or use with iPad®, iPod®, Kindle®, Chromebook®, Laptop, SMART® board or other devices.

I-Wilson® Reading Tiles*



Move letter tiles on screen. (.doc)
for teaching Wilson® steps 1 through 6.

I-Words*



Construct words and make posters (xlsx)
Use drop down lists for prefix, roots and suffix.

More to Come from StarMaterials!

Keep up to date with the latest tips and tricks using StarMaterials documents.


Click on the image and sign up.




or click on the link below:

<https://groups.yahoo.com/neo/groups/StarMaterials>

It's quick and easy and you can decide if you'd like a daily email or summary.

Click to follow us on -> 

Click to follow us on -> 

No, we will not sell your information and we are too busy creating new materials to send too many emails anyway.

Thanks!

StarMaterials.com

*Interactive lessons for printout on Paper or use with iPad®, iPod®, Kindle®, Chromebook®, Laptop, SMART® board or other devices.